

**BRIDGESTONE**

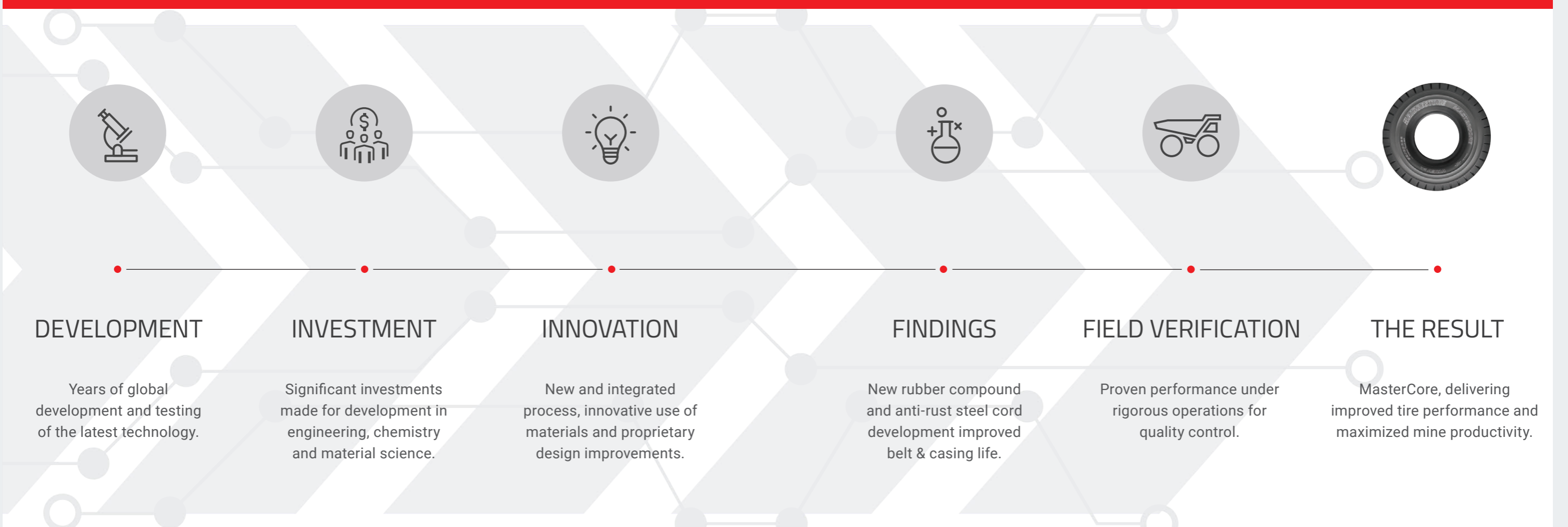
**MASTERCORE**

PRODUCT GUIDE





# BRIDGESTONE MASTERCORE A BREAKTHROUGH IN TIRE INNOVATION



## DEVELOPMENT

Years of global development and testing of the latest technology.



## INVESTMENT

Significant investments made for development in engineering, chemistry and material science.



## INNOVATION

New and integrated process, innovative use of materials and proprietary design improvements.



## FINDINGS

New rubber compound and anti-rust steel cord development improved belt & casing life.



## FIELD VERIFICATION

Proven performance under rigorous operations for quality control.



## THE RESULT

MasterCore, delivering improved tire performance and maximized mine productivity.

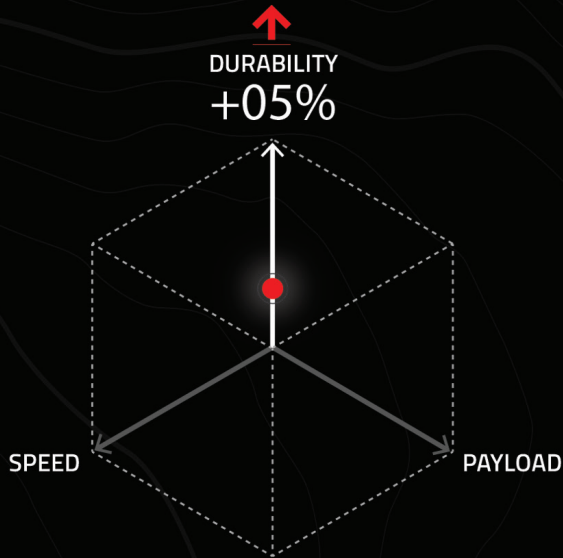
# DESIGNED TO ADAPT TO **YOUR MINESITE**



MasterCore, Bridgestone's latest mining tire, is designed with smart tech inside for hard work outside. New, innovative core technology and proprietary design improvements to allow these tires to deliver enhanced performance. With increased flexibility, these tires can be customized to meet the needs of any site so you can run your mines more efficiently, with greater productivity.

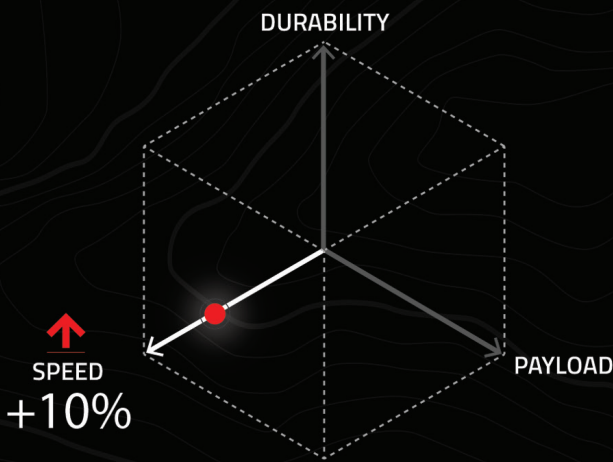
Up to **5% more durability**, **10% faster speeds**, or **15% greater payloads**.  
MasterCore tire's flexibility is made possible by new compounds and a revolutionary steel cord with new anti-rust and adhesion coatings.

Comparison based on conventional Bridgestone VRPS vs Bridgestone MasterCore VRPS and conventional Bridgestone VRF vs Bridgestone MasterCore VRF when same size apply from field data and internal testing. Tire wear may increase when maximum speed or payload capacity is increased. Results may vary.



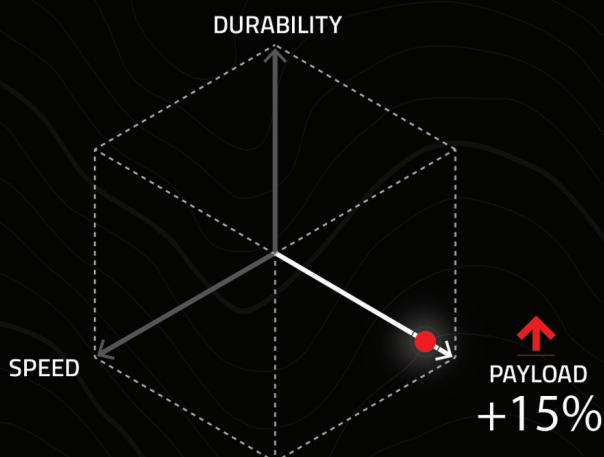
**IMPROVED  
DURABILITY**

OR



**INCREASED  
SPEED**

OR

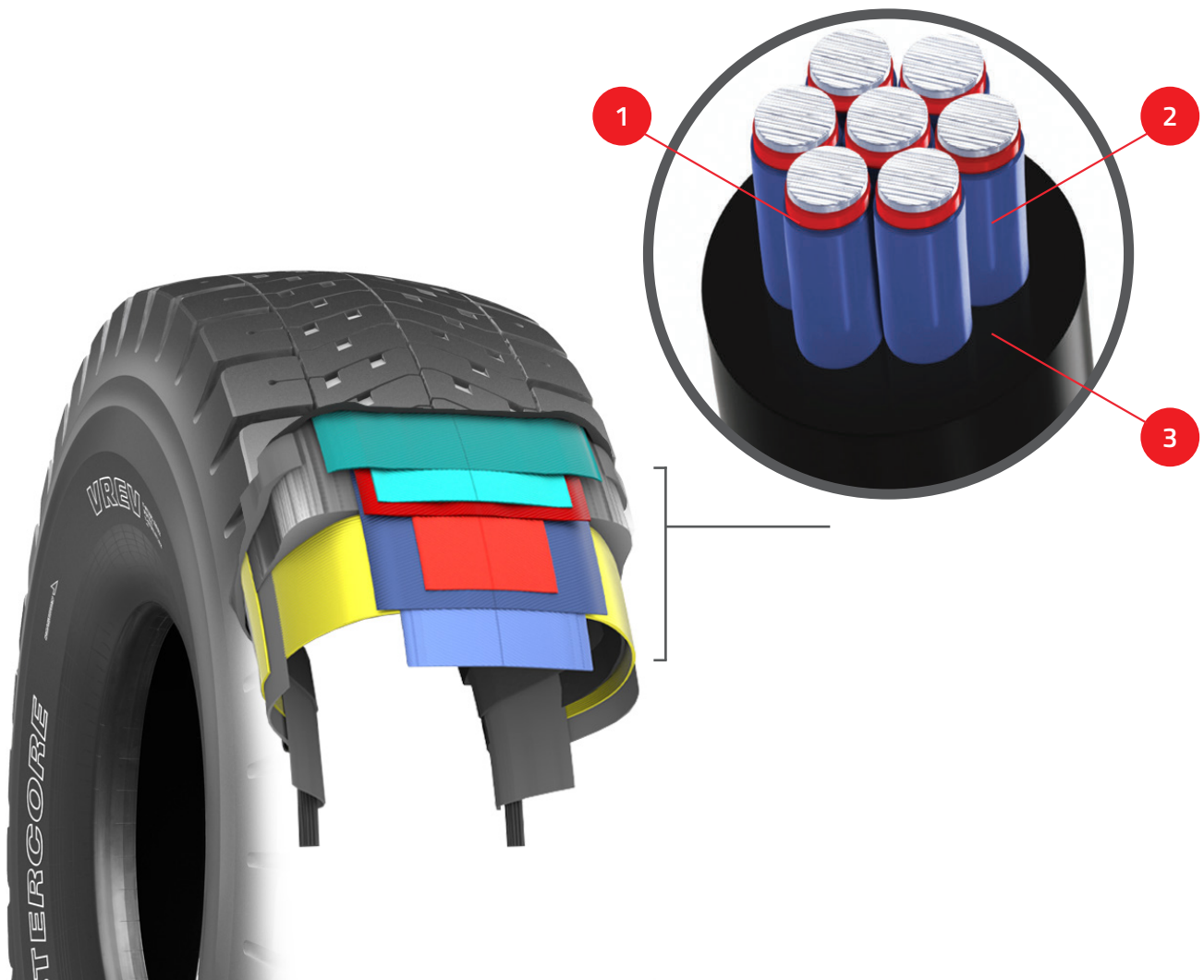


**INCREASED  
PAYLOAD**

# INNOVATION IS AT THE CORE

## PROPRIETARY CASING

MasterCore tires improve durability through an integrated process, innovative use of materials and proprietary design improvements.



### 1. BONDING AGENT OPTIMIZED

Proprietary process applies bonding agent to the steel cord for improved rubber coverage & adhesion.

### 2. ANTI-RUST STEEL CORD

Improved resistance to rust and damaged belts from cuts and moisture exposure versus conventional tires.

### 3. NEW RUBBER COMPOUND

Significant improvement in crack propagation resulting in improved belt & casing life.

Comparison based on conventional Bridgestone VRPS vs Bridgestone MasterCore VRPS and conventional Bridgestone VRF vs Bridgestone MasterCore VRF when same size apply from field data and internal testing. Tire wear may increase when maximum speed or payload capacity is increased. Results may vary.



## MASTERCORE VRPS

V - STEEL ROCK  
PREMIUM  
SERVICE

- NARROW GROOVES
- WIDE SHALLOW GROOVE
- PROPRIETARY CASING

SIZE	PLY/STAR RATING	TRA / APPLICATION	OVERALL DIAMETER [MM]	OVERALL WIDTH [MM]	STATIC LOADED RADIUS [MM]	STATIC LOADED WIDTH [MM]	OTD [MM]	MINIMUM DUAL SPACING [MM]	TREAD WIDTH [MM]	RECOMMENDED RIM / FLANGE [IN]	LOAD CAPACITY [KG]	COMPOUND / CONSTRUCTION
59/80R63	*2	E-4	4,017	1,467	1,725	1,701	116	1,747	1,265	44.00/5.0 (41.00/5.0)	115,000	E1A
												E2A
												E3A

Load capacity based on cold inflation of 102 psi.



## MASTERCORE VRF

V - STEEL ROCK  
FAST

- UNIQUE TREAD COMPOUND
- OPTIMIZED TREAD PATTERN
- PROPRIETARY CASING

SIZE	PLY/STAR RATING	TRA / APPLICATION	OVERALL DIAMETER [MM]	OVERALL WIDTH [MM]	STATIC LOADED RADIUS [MM]	STATIC LOADED WIDTH [MM]	OTD [MM]	MINIMUM DUAL SPACING [MM]	TREAD WIDTH [MM]	RECOMMENDED RIM / FLANGE [IN]	LOAD CAPACITY [KG]	COMPOUND / CONSTRUCTION
59/80R63	*2	E-3	4,022	1,467	1,737	1,714	71	1,762	1,266	44.00/5.0 (41.00/5.0)	115,000	E3A

Load capacity based on cold inflation of 102 psi.



## MASTERCORE VRWP

V - STEEL ROCK  
WEAR PREMIUM

- OPEN SHOULDER DESIGN
- NARROW GROOVES
- PROPRIETARY CASING

SIZE	PLY/STAR RATING	TRA / APPLICATION	OVERALL DIAMETER [MM]	OVERALL WIDTH [MM]	STATIC LOADED RADIUS [MM]	STATIC LOADED WIDTH [MM]	OTD [MM]	MINIMUM DUAL SPACING [MM]	TREAD WIDTH [MM]	RECOMMENDED RIM / FLANGE [IN]	LOAD CAPACITY [KG]	COMPOUND / CONSTRUCTION
46/90R57	*2	E-4	3,595	1,145	1,571	1,319	97	1,432	1,001	29.00/6.0 (32.00/6.0)	73,000	E1A
												E2A
												E3A

Load capacity based on cold inflation of 102 psi.



## MASTERCORE VZTB

V - STEEL  
Z - TRACTION  
BEYOND

- OPTIMIZED SHOULDER GAUGE
- FULL WIDTH GROOVES
- OPEN GROOVE AREAS
- PROPRIETARY CASING

SIZE	PLY/STAR RATING	TRA / APPLICATION	OVERALL DIAMETER [MM]	OVERALL WIDTH [MM]	STATIC LOADED RADIUS [MM]	STATIC LOADED WIDTH [MM]	OTD [MM]	MINIMUM DUAL SPACING [MM]	TREAD WIDTH [MM]	RECOMMENDED RIM / FLANGE [IN]	LOAD CAPACITY [KG]	COMPOUND / CONSTRUCTION
46/90R57	*2	E-4	3,580	1,145	1,567	1,316	91.5	1,432	1,024	29.00/6.0 (32.00/6.0)	73,000	E1A
												E2A
												E3A

Load capacity based on cold inflation of 102 psi.



59/80R63

53/80R63

50/80R57

# MASTERCORE VREV

V - STEEL ROCK  
EXTRA  
V - OPERATION

- BUTTRESS FINES
- SHOULDER GROOVES
- INNOVATIVE PATTERN
- PROPRIETARY CASING

SIZE	PLY/STAR RATING	TRA / APPLICATION	OVERALL DIAMETER [MM]	OVERALL WIDTH [MM]	STATIC LOADED RADIUS [MM]	STATIC LOADED WIDTH [MM]	OTD [MM]	MINIMUM DUAL SPACING [MM]	TREAD WIDTH [MM]	RECOMMENDED RIM / FLANGE [IN]	LOAD CAPACITY [KG]	COMPOUND / CONSTRUCTION
59/80R63	*2	E-4	4,021	1,467	1,727	1,701	118	1,747	1,265	44.00/5.0 (41.00/5.0)	115,000	E1A
												E2A
												E3A
53/80R63	*2	E-4	3,814	1,311	1,616	1,557	110	1,659	1,179	36.00/5.0 (38.00/5.0)	95,000	E1A
												E2A
												E3A
50/80R57	*2	E-4	3,595	1,218	1,555	1,407	95	1,453	1,054	32.00/6.0 (29.00/6.0)	85,000	E1A
												E2A
												E3A

Load capacity based on cold inflation of 102 psi.

## CONVENTIONAL VS MASTERCORE LOAD CAPACITY [KG] | BASED ON COLD INFLATION

SIZE	RECOMMENDED RIM / FLANGE	TIRE	80 PSI	83 PSI	87 PSI	91 PSI	94 PSI	98 PSI	102 PSI
59/80R63	44.00/5.0	Conventional	85,000	87,500	90,000	92,500	95,000	97,500	100,000
		MasterCore	97,500	100,000	103,000	106,000	109,000	112,000	115,000
59/80R63	41.00/5.0	Conventional	82,000	84,000	86,000	89,000	91,000	94,000	96,000
		MasterCore	94,000	96,000	99,000	102,000	105,000	108,000	110,000
53/80R63	36.00/5.0	Conventional	69,000	71,000	75,000	77,500	80,000	80,000	82,500
		MasterCore	80,000	82,500	85,000	87,500	90,000	92,500	95,000
50/80R57	32.00/6.0 (34.00/5.0) (34.00/6.0)	Conventional	61,500	63,000	65,000	67,000	69,000	71,000	73,000
		MasterCore	71,000	73,000	75,000	77,500	80,000	82,500	85,000
50/80R57	29.00/6.0	Conventional	54,500	56,000	58,000	60,000	61,500	63,000	65,000
		MasterCore	63,000	65,000	67,000	69,000	71,000	73,000	75,000
46/90R57	29.00/6.0 (32.00/6.0)	Conventional	53,000	54,500	56,000	58,000	60,000	61,500	63,000
		MasterCore	60,000	63,000	65,000	67,000	69,000	71,000	73,000

Please make sure you are running the appropriate Tire Load Limit, as these vary based on your operation. Contact your Bridgestone representative for additional support.





## Dan-Totsu Products

---

Bridgestone OTR tires are designed with intelligent technologies to help customers in their quest for reliable performance and improved productivity.

## Dan-Totsu Network

---

Our global footprint is the differentiating factor versus competitors, enabling maximum product performance and high-quality service for our global customer base.

## Dan-Totsu Service

---

Working together with the most advanced customers in the mining industry, we have developed a complete & continuously expanding premium service offering.



## Dan-Totsu Digital

---

Our best-in-class digital tools enable us to deliver data-driven operational optimizations and generate new insights in connectivity with vehicle and mine systems.



*Worldwide  
Olympic Partner*



**BRIDGESTONE**



*Worldwide  
Paralympic Partner*

---

©2020 Off-The-Road Tire Department, Bridgestone Corporation, Tokyo, Japan  
All rights reserved.

