

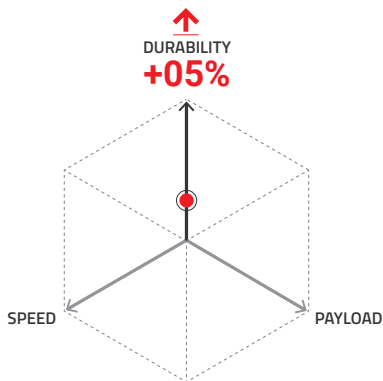
# DESIGNED TO ADAPT TO YOUR MINESITE

MasterCore, Bridgestone's latest mining tire, is designed with smart tech inside for hard work outside. New, innovative core technology and proprietary design improvements allow these tires to work overtime for enhanced performance.

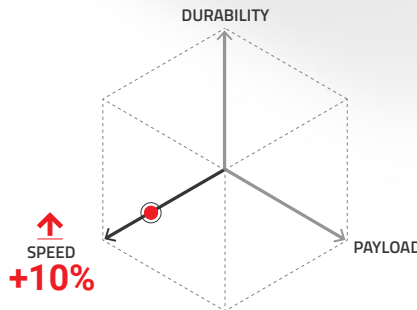
With increased flexibility, these tires can be customized to meet the needs of any site so you can run your mines more efficiently, with greater productivity.

 **MASTERCORE VRF**

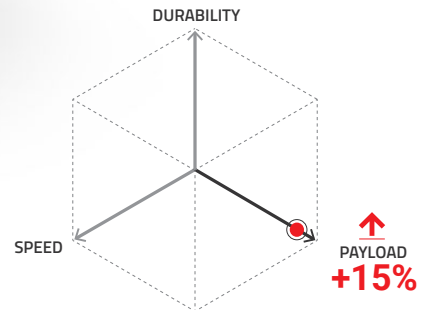
V - STEEL ROCK FAST



OR



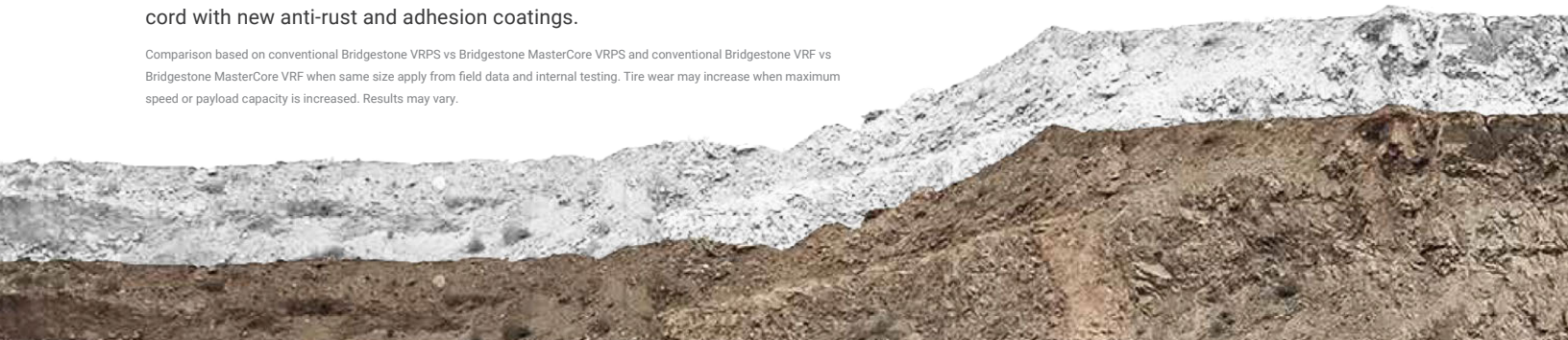
OR



Discover up to **5% more durability**, **10% faster speeds**, or **15% greater payloads**.

MasterCore's flexibility is made possible by new compounds and a revolutionary steel cord with new anti-rust and adhesion coatings.

Comparison based on conventional Bridgestone VRPS vs Bridgestone MasterCore VRPS and conventional Bridgestone VRF vs Bridgestone MasterCore VRF when same size apply from field data and internal testing. Tire wear may increase when maximum speed or payload capacity is increased. Results may vary.



# SPECIAL FEATURES

## MASTERCORE VRF



### 1. UNIQUE TREAD COMPOUND

Provides a cooler running tire at higher speeds.

### 2. OPTIMIZED TREAD PATTERN

Provides longer and more even wear thanks to its innovative lug arrangement.

### 3. PROPRIETARY CASING

Comprised of new compounds and a revolutionary steel cord with new anti-rust and adhesion coatings.

SIZE	PLY/STAR RATING	TRA / APPLICATION	OVERALL DIAMETER [MM]	OVERALL WIDTH [MM]	STATIC LOADED RADIUS [MM]	STATIC LOADED WIDTH [MM]	OTD [MM]	MINIMUM DUAL SPACING [MM]	TREAD WIDTH [MM]	RECOMMENDED RIM / FLANGE [IN]	LOAD CAPACITY* [KG]	COMPOUND / CONSTRUCTION
59/80R63	*2	E-3	4,022	1,467	1,737	1,714	71	1,762	1,266	44.00/5.0 (41.00/5.0)	115,000	E3A

\* See load capacity table for additional information.

### CONVENTIONAL VS MASTERCORE LOAD CAPACITY [KG] | BASED ON COLD INFLATION

SIZE	RECOMMENDED RIM / FLANGE	TIRE	80 PSI	83 PSI	87 PSI	91 PSI	94 PSI	98 PSI	102 PSI
			80 PSI	83 PSI	87 PSI	91 PSI	94 PSI	98 PSI	102 PSI
59/80R63	44.00/5.0	Conventional	85,000	87,500	90,000	92,500	95,000	97,500	100,000
		MasterCore	97,500	100,000	103,000	106,000	109,000	112,000	115,000
59/80R63	41.00/5.0	Conventional	82,000	84,000	86,000	89,000	91,000	94,000	96,000
		MasterCore	94,000	96,000	99,000	102,000	105,000	108,000	110,000

Please make sure you are running the appropriate Tire Load Limit, as these vary based on your operation. Contact your Bridgestone representative for additional support.

#### Dan-Totsu Products

Bridgestone OTR tires are designed with intelligent technologies to help customers in their quest for reliable performance and improved productivity.

#### Dan-Totsu Service

Working together with the most advanced customers in the mining industry, we have developed a complete & continuously expanding premium service offering.

#### Dan-Totsu Network

Our global footprint is the differentiating factor versus competitors, enabling maximum product performance and high-quality service for our global customer base.

#### Dan-Totsu Digital

Our best-in-class digital tools enable us to deliver data-driven operational optimizations and generate new insights in connectivity with vehicle and mine systems.

