



AG Rubber Track
For High-Horsepower Tracked Tractors



Rubber Track Expert

Technological advancements, ingenuity and vast experience drive Bridgestone to design and develop the best AG RubberTrack choice for your tractor.

Bridgestone's commitment to quality is unsurpassed. We develop and produce the raw materials which are used in our RubberTracks, ensuring only the highest quality product reaches our customers.

S
T
R
U
C
T
U
R
E

TREAD

The tread bars and main carcass are vulcanized as one-piece with a seamless molded radius. By using this process the tread bars remain secure on the rubber track. Our new rubber compound provides a 29% improvement in wear resistance and a 39% improvement in cut resistance.



GUIDE LUGS

The guide lugs and main carcass are vulcanized as one-piece with a seamless molded radius. By using this process the guide lugs remain secure on the rubber track. The guide lugs are made of a wear resistant rubber compound for added durability.



INNER SURFACE

The rubber compound formulated for the roller path area of the rubber track provides superior cut resistance.


Track Design Options

Standard Duty (CLS 4, CLS 5)

- Provides excellent ride comfort

Heavy Duty (CLS 6)

- Provides better mud release, high traction, better for softer soil conditions





IMPROVED CABLE/PLY PACKAGE DESIGN

The cable package construction was re-engineered through extensive research to optimize performance.

This improved cable/ply package helps to minimize uneven load distribution, reducing wear and damage to the inner surface of the rubber track.

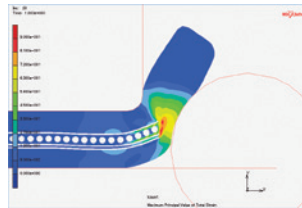
The optimized ply layer design reduces internal stress of the main cables to assure performance throughout the service life of the rubber track.



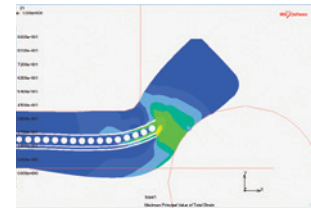


PRO-EDGE 2.0

The addition of this Optimum Sidewall Protection Technology to Bridgestone's AG Rubber Track provides extra protection for the main carcass and additional stiffness.



When force is applied to an AG Rubber Track without Pro-Edge 2.0, high bending and stress occur and damage to the Rubber Track is likely.



When the same force is applied to an AG Rubber Track with Pro-Edge 2.0, the stress and bending are minimized and therefore the risk of damage is reduced.

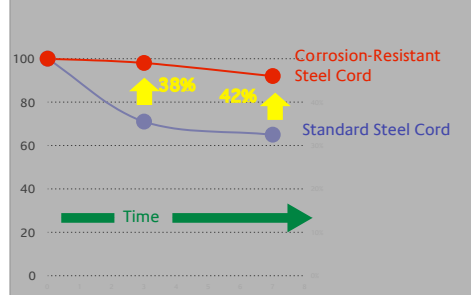
TOUGH & FLEXIBLE STEEL CABLE

High performance steel cable is designed to meet the demands of modern high horsepower farm equipment.

A precise balance of tensile strength and flexibility allows for exceptional durability.

Corrosion resistant technologies have been improved even further.

Steel Cord Remaining Strength Over Time



Product Range

Machine	Type	Model Series	Track Series	Track Width (inches)	Qty of Tread Bars	Tread Height (mm)	Guide/Drive Lug Qty	Tread Pitch (mm)	Caracass Plies	Main Cable Diameter (mm)	Carcass/Edge Thickness (mm)	Bridgestone Part Number
AGCO CHALLENGER	Row Crop	MT700	Heavy Duty CLS 6	24"	88	70	44	203.9	4	5.3	41/46	610 x 44 x 203.9IN
AGCO CHALLENGER	Row Crop	MT700	Heavy Duty CLS 6	30"	88	70	44	203.9	4	5.3	41/46	762 x 44 x 203.9IN
AGCO CHALLENGER	Tillage	MT800	Heavy Duty CLS 6	30"	100	70	50	200.8	4	5.3	41/46	762 x 50 x 200.8IN
CAT CHALLENGER	Row Crop	35/45/55	Standard Duty CLS 4	30"	106	50	53	152.4	3	4.5	37/46	762 x 53 x 152.4IN
CAT CHALLENGER	Tillage	65/75/85/95	Standard Duty CLS 5	30"	112	50	56	152.4	4	5.3	41/50	762 x 56 x 152.4IN
JOHN DEERE	Row Crop	JD 8RT	Heavy Duty CLS 6	24"	88	70	44	203.9	4	5.3	41/46	610 x 44 x 203.9IN
JOHN DEERE	Row Crop	JD 8RT	Heavy Duty CLS 6	30"	88	70	44	203.9	4	5.3	41/46	762 x 44 x 203.9IN
JOHN DEERE	Tillage	JD 9030T/9RT	Heavy Duty CLS 6	30"	98	70	49	200.8	4	5.3	41/46	762 x 49 x 200.8IN
JOHN DEERE	Tillage	JD 9000T	Heavy Duty CLS 6	30"	96	70	48	200.8	4	5.3	41/46	762 x 48 x 200.8IN
Other sizes are available, please ask.												

Tread Pattern Appearance Examples



30" wide

**Standard Duty
CLS 4/5**



30" wide

**Heavy Duty
CLS 6**





The information contained in this publication is for guidance purposes only. While every effort has been made in its production, no responsibility can be accepted for any loss or damage arising from any undetected error. Any data supplied is subject to possible revision following the date of publication. Produced November 2020.

BRIDGESTONE

Solutions for your journey

European Headquarters

Bridgestone Industrial Limited
 Berliner Ring 89
 64625 Bensheim
 Germany
 Tel: +49 62 51 8664 0
 Fax: +49 62 51 8664 100
www.bridgestoneindustrial.eu

Bridgestone Industrial Limited
 Unit 5B
 Stour Valley Business Centre
 Brundon Lane, Sudbury
 Suffolk CO10 7GB, UK
 Tel: +44 (0)1787 464502
www.bridgestoneindustrial.eu

Bridgestone Industrial Limited
 Galleria Ugo Bassi 1
 40121
 Bologna
 Italy
 Tel: +39 051 269190
www.bridgestoneindustrial.eu

**Bridgestone Industrial Products
 America Inc.**
 402 Bna Drive, Suite 212
 Nashville, TN 37217, USA
 Tel: +1 615 365 0600
 Fax: +1 615 365 9946
www.bridgestoneindustrial.com

**Bridgestone Engineered Products of Asia
 Sdn. Bhd.** (364273M)
 L1-E-3B, Enterprise 4,
 Technology Park Malaysia
 Lebuhraya Puchong-Sg Besj, Bukit Jalil,
 57000 Kuala Lumpur, Malaysia
 Tel: +60 3 89962670
 Fax: +60 3 89962690

Bridgestone Corporation
 Yaesu Centre Building 10F, 1-6-6, Yaesu
 Chuo-ku, Tokyo 103-0028 Japan
 Tel: +81 3 5202 6881
 Fax: +81 3 5202 6719

www.bridgestoneindustrial.eu

Bridgestone, Bridgestone "B", Your Journey, Our Passion, Spiral Technology, Rubber Compounds and No-Wave Cable are trademarks of Bridgestone Corporation or one of its affiliated companies.

The trademarks Deere®, John Deere® and the leaping deer symbol; CAT®, Caterpillar® and Challenger® and their respective logos; AGCO® and Challenger® and their respective logos; are the property of their respective companies, which are not affiliated with Bridgestone Corporation or its subsidiaries.